


RETAIL CASH PROCESS


Español



Internet Explorer is not supported by this website. For the best customer experience, we recommend using Google Chrome, Microsoft Edge, Mozilla Firefox or Apple Safari.


User ID

Password



LOG IN

[Forgot User ID or Password?](#)

 [Need a profile? Sign up.](#)

***Current customers must sign up for a new profile!**

Go to GRU.com and select ACCOUNT LOG IN.

New Customer?

START SERVICE

Need one-time access?

PAY BILL AS A GUEST




Select PAY BILL AS GUEST.

Español



1 2 3 4

Please enter your account number.

Account Number * 

- -

***By selecting this box, I agree to the**
Terms of Service **and** Privacy Policy.

NEXT >

[← Return to account login](#)

Enter account number and click NEXT.



Enter Payment Information

Account Number

Due Date 12/28/2020

Total Due \$0.00

Customer Name

Customer Email *



Email address is required.

Final Amount to Pay

Total Due \$0.00

Other Amount

Payment amount must be between \$1.00 and \$500.00.

Payment Method

Bank Account

Credit Card

Cash EZ-Pay



Select Cash EZ-Pay

GRU offers the option to pay your bill in cash at select local retailers. To find a retailer near you please select the cash payment option and you will be directed to a page where you can find a nearby cash payment location.

A \$2.75 fee is applied to one-time payments.

Please note: Payments exceeding the transaction limit will require multiple submissions to cover the intended payment amount and a convenience fee will apply for each payment submission.

[← PREVIOUS](#)

[CASH PAYMENT](#)




Click CASH PAYMENT

[← Return to account login](#)

KUBRAEZ-PAY | Payment Center Hello, Sign-in Your Home ? Get Help

1 Look Up 2 Add 3 Check Out 4 Done

Gainesville Regional Utilities (GRU)
352-334-3434
Website


Overview for Account Number

Amount	Due Date
\$20.00	Dec 28, 2020

BackContinue

Select Option

Pay with Cash ?



Select Pay with Cash.

KUBRAEZ-PAY | Payment Center ?

1 Verify 2 Details 3 Send 4 Done

\$ Paying with Cash


Follow the simple one-time steps below and you can make as many payments as you need using the same EZ-Payslip.


- 1 Select your payment location
- 2 Create your reusable EZ-Payslip
- 3 Make your payment
- 4 Save your EZ-Payslip to use again!

Back

Select Your Location

Create it once and use it many times!





Read instructions, and then Select Your Location.

Verify **2** Details Send Done

Enter zip code, and then Search.

EZ-PAY Cash locations

Where: Search

Retailer: ALL

Retailer	Address	Action
	Family Dollar 1510 W BRUTON RD, MESQUITE 4692109288	Pay Here
	7 Eleven 1700 W BRUTON, Balch Springs (872)329-1374	Pay Here

Verify **3** Details Send Done

EZ-Payslip Information

Please enter your name and complete the info for how you would like you EZ-Payslip delivered. You can select both.

Name

Delivery Method

Send by email

Send by text message

** SMS charges may apply

Choose email, text or both to receive your payment barcode.

By clicking Send, I agree to the fee and the Terms of Use

4:59



99821 >

Text Message
Today 4:58 PM

Gainesville Regional Utilities
(GRU) SMS:
Access your EZ-Payslip and
make payments now or in the
future <https://sna.pn/x/0jiizq>
Msg&Data rates may apply



Click on the link in
your text or email.



Text Message



4:59

Messages



AA

v51.prep.ez-pay.io



DOLLAR GENERAL



Powered by KUBRA EZ-PAY

1. Take this EZ-Payslip and your cash payment to your preferred retail location.
2. Give the EZ-Payslip to the cashier and let them know how much you want to pay. *Please note a \$1.50 service fee will be added.*
3. Keep your receipt as confirmation of your payment. Biller will be notified of your payment.

Call [352-334-3434](tel:352-334-3434) for 24/7 customer assistance.



Account Number: [200068926147](#)

At Cashier



Bring this to the cashier.



5:00

Messages



AA

v51.prep.ez-pay.io



DOLLAR GENERAL



Steps when at the Cashier

NOTE: CVS does not support mobile. To pay with cash at CVS, please print your EZ-Payslip from your email.

1. SCAN the customer's barcode.
2. The register will PROMPT you to enter an amount.
3. ENTER the amount the customer wants to pay.
4. COLLECT the desired cash amount (and fee, if applicable).
5. When the transaction is COMPLETE hand customer the receipt.

A \$1.50 service fee applies.



799366003990006371682056005187



The cashier will scan your barcode. You can use the same barcode next time.

By accepting or using this barcode to make a payment, you agree to the full terms and conditions, available at www.vanilladirect.com/pay/terms. After successful payment using this barcode, you may retrieve your full detailed e-receipt at www.vanilladirect.com/pay/ereceipt.

Back

Powered by KUBRA EZ-PAY

